










# Browser Scavenger Hunt

Aye maties! Can you be following directions? How are you at navigating the Internet? We'll soon see. Follow the directions below, but beware, there are treacherous waters along the way—especially for those who don't mind their tongue and do exactly as they're told.

1. Open your browser.
2. Go to the Action Bits website at [www.actionbits.org](http://www.actionbits.org).
3. What date shows at the top of the Action Bits home page? Write it below:  
\_\_\_\_\_
4. Choose  **Just 4 Kids** from the menu on the left-hand side.
5. Pull down the MORE FUN! Menu and choose **Geography Challenge**.
6. In the matrix, choose **State Songs**  and find the state song for North Carolina. Write the name of the state song below:  
\_\_\_\_\_
7. Close the State Songs window (click ) and then click  **Home** to go back to the Action Bits home page.
8. Now click  **Lynne's Library**.
9. From the pulldown menu on the left-hand side of Lynne's Library, choose **Astronomy**.
10. Look at the list of links in Lynne's Library and click on a link that can help you find the symbol for the planet Neptune. 
11. Draw the symbol for the planet Neptune here:

BONUS POINTS: Find a Halloween Riddle on the  **Just 4 Kids** page and write it below.

\_\_\_\_\_

\_\_\_\_\_

*Congratulations! You've finished the Browser Scavenger Hunt!  
Put your paper on the desk where you signed in.*